



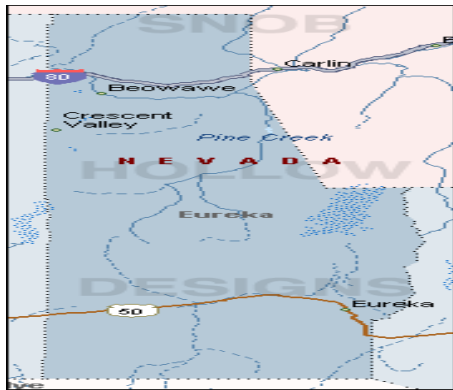
Nevada's Global Engagement and Your County

A Proven Force in Creating New jobs

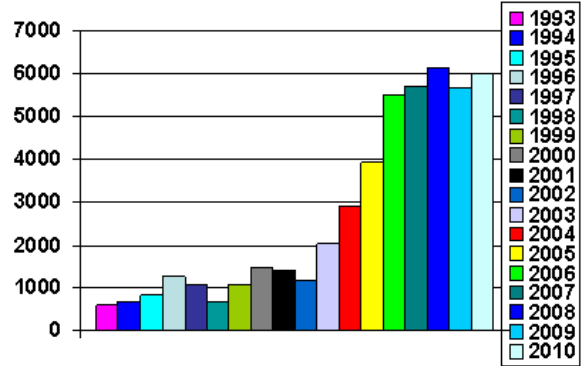
State of Nevada Eureka County

It took the history of our state from 1864 to 2000 to increase our exports of goods from zero to \$1.48 billion. From 2000 to 2008, Nevada's exports rose to \$6.12 billion (see chart at right), an increase of 313 percent in eight short years. From 2002-2009, our food and agricultural exports increased 274 percent. These \$6 billion in exports are achieved by 400+ exporters who support approximately 46,000 jobs¹ in Nevada that pay on average 17 percent more than similar jobs in non-export areas.

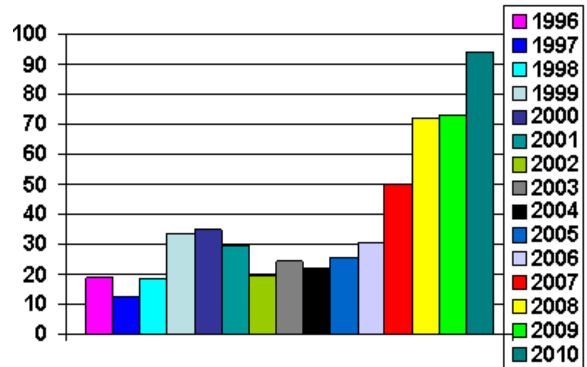
Nevada is also home to 197 foreign companies² who employ 37,000 Nevadans³. These companies have invested an estimated \$40 billion in infrastructure in Nevada. Listed below are the exporters and foreign companies of record in your county. Helping us to help these companies expand by growing their exports or investment is one of the fastest ways to create new high-paying jobs for Nevadans.



Nevada Exports (\$ million)
1993-2010



Nevada Food & Agricultural Exports (\$ million)
1996-2010



Nevada-based Exporters in Eureka County

Business Name	City	Number of Employees	Line of Business
American Pet Diner	Eureka	7 people	Manufacturer of premium hay products, supplements, pellets, and treats for rabbits, guinea pigs, chinchillas, rodents and other small animals.

Foreign-held Companies Eureka County

Business Name	Country	Number of Employees	Line of Business
---------------	---------	---------------------	------------------

(1) U.S. Department of Commerce estimates
 (2) NCED data
 (3) Bureau of Economic Analysis (BEA), 2008