

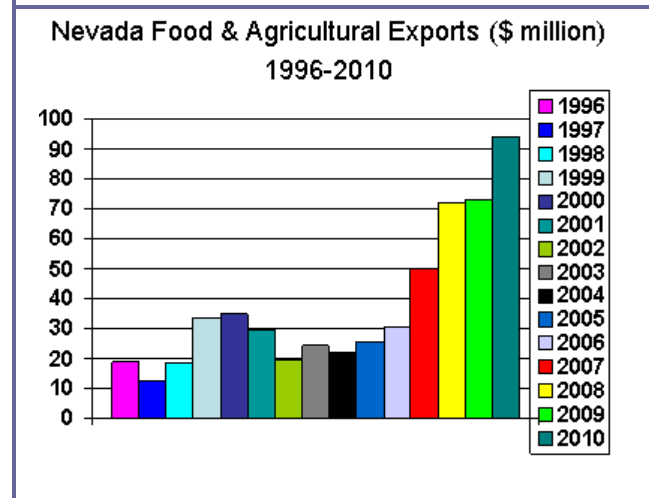
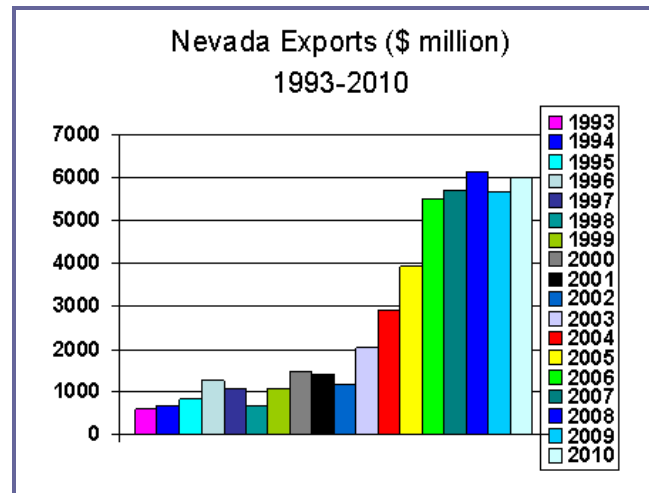
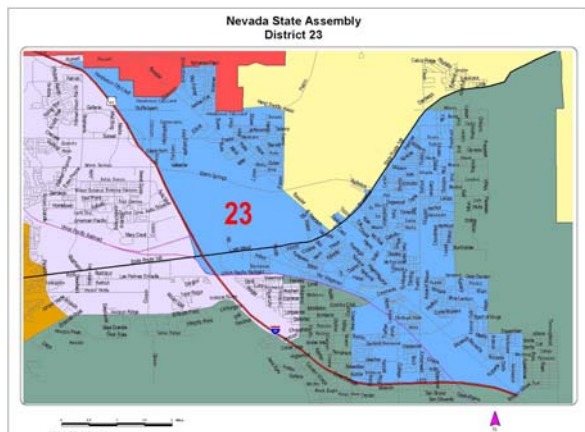


Nevada's Global Engagement and Your District A Proven Force in Creating New Jobs

Nevada State Assembly- Clark County District 23

It took the history of our state from 1864 to 2000 to increase our exports of goods from zero to \$1.48 billion. From 2000 to 2008, Nevada's exports rose to \$6.12 billion (see chart at right), an increase of 313 percent in eight short years. From 2002-2009, our food and agricultural exports increased 274 percent. These \$6 billion in exports are achieved by 400+ exporters who support approximately 46,000 jobs¹ in Nevada that pay on average 17 percent more than similar jobs in non-export areas.

Nevada is also home to 197 foreign companies² who employ 37,000 Nevadans³. These companies have invested an estimated \$40 billion in infrastructure in Nevada. Listed below are the exporters and foreign companies of record in your district. Helping us to help these companies expand by growing their exports or investment is one of the fastest ways to create new high-paying jobs for Nevadans.



Nevada-based Exporters in Clark County Assembly District 23

Business Name	City	Number of Employees	Line of Business
Trioid International Group, Inc.	Henderson	4	Pyrolysis (waste-to-energy) Water/Air Purification, Secured Communications.
Sunkist Graphics	Henderson	90	Manufacture slot machine products
Yibrin Exports Inc.	Henderson	2	international brokers
Armand Manufacturing, Inc.	Henderson	40	static control products - bags, cushion bags, cart covers, heel grounders, bench mats
Berry Plastics Corporation	Henderson	100+	Manufacturer of injection molded packaging
Milgard Windows	Henderson	87	Windows manufacturing

Exporters in Clark County District 23 continued

Foreign-held Companies in Assembly Clark Country District 23

Business Name	Country	Number of Employees	Line of Business
Holiday Inn	England	20-49	Hotel Management
Hydro Conduit Corp.	Australia	20-49	Manufacturer of concrete pipe and boxes

- (1) U.S. Department of Commerce estimates
- (2) NCED data
- (3) Bureau of Economic Analysis (BEA), 2008